



2012



Round 6 : Phillip Island GP Circuit : August 17 - 19

SPORTS RACER

Race 3

Date: 19/08/12

Event: R16

Started at: 16:39:22

Laps: 20 Min + 1

Lap

Starters: 11

Printed at: 17:04

Weather: Mostly cloudy - Temp: 11.9C

Track: Dry - Temp: 16.0C

PROVISIONAL CLASSIFICATION

Pos	No	Gr	Name	Class	Machine	Laps	Race Time	Behind	Fastest Lap	On Lap
1	98		Adam PROCTOR / AP Racing	SR1	Stohr Suzuki GSXR	14	21:24.498		1:30.515	8
2	56		James WINSLOW / Gregory Steer / West Race Cars	SR1	West Kawasaki ZX10	14	21:26.161	1.663	1:30.521	6
3	15		Trent HARRISON / Meridian Motorsport	SR2	SPEADS Suzuki Hayabusa	14	21:42.086	17.588	1:31.958	4
4	18		Asher JOHNSTON / Gregory Steer / Check It Out Graphics	SR1	West Kawasaki ZX10	14	21:57.693	33.195	1:32.121	9
5	27		Darren BARLOW / AP Racing	SR1	West Kawasaki ZX10	14	22:29.343	1:04.845	1:34.814	9
6	28		Rhett PAYNE / Country Blinds & Curtains	SR1	West Kawasaki ZX10	13	21:40.472	1 Lap	1:37.554	3
7	33		Gregory STEER / Mousetrap Motorsport / Taylor Collison Stock Brokers	SR1	West Kawasaki ZX10	13	21:54.936	1 Lap	1:37.659	2
DNF	61		Mark LAUCKE / Rosina Laucke / Laucke Flour	SR1	West Kawasaki ZX10	13	20:46.853	1 Lap	1:33.771	8
DNF	2		Michael SHAW / AP Racing	SR1	Stohr Suzuki GSXR	10	15:37.468	4 Laps	1:32.231	6
DNF	53		Jonathon STOECKEL / Bryan Stoeckel	SR1	West Kawasaki ZX10	10	16:08.892	4 Laps	1:33.050	3
DNF	81		Craig PERRY / AP Racing	SR1	Stohr Suzuki GSXR	7	11:25.236	7 Laps	1:33.829	6

Fastest Lap was 1:30.515 by Adam PROCTOR

Chief Time Keeper - Scott Laing

Clerk of Course - Paul Cansdale



Computime Race Timing Systems Pty Ltd © 1996-2008


Licensed to Computime Race Timing Systems

www.computime.com.au

COMPUTIME RACE TIMING SYSTEMS PTY LTD

9 Timber Lane, Glen Waverley, Vic 3150. Ph : 0418 17 13 17

E-mail : scott@computime.com.au





Round 6 : Phillip Island GP Circuit : August 17 - 19

SPORTS RACER

Race 3

Date: 19/08/12

Event: R16

Started at: 16:39:22

Laps: 20 Min + 1

Lap

Starters: 11

Printed at: 17:04

Weather: Mostly cloudy - Temp: 11.9C

Track: Dry - Temp: 16.0C

PROVISIONAL LAP TIMES

No	Name	Lap 1	Lap 2	Lap 3	Lap 4	Lap 5	Lap 6	Lap 7	Lap 8	Lap 9	Lap 10
2	Michael SHAW	1:43.258	1:33.016	1:32.880	1:32.975	1:32.781	1:32.231	1:32.598	1:32.729	1:32.584	1:32.416
15	Trent HARRISON	1:41.477	1:33.243	1:32.490	1:31.958	1:32.034	1:32.180	1:32.304	1:32.247	1:32.037	1:32.078
	10	1:32.201	1:32.371	1:33.133	1:32.333						
18	Asher JOHNSTON	1:44.306	1:34.016	1:33.574	1:35.299	1:33.316	1:32.548	1:32.749	1:33.218	1:32.121	1:33.148
	10	1:34.366	1:33.103	1:32.874	1:33.055						
27	Darren BARLOW	1:46.575	1:36.947	1:35.247	1:35.395	1:35.322	1:35.084	1:35.081	1:35.472	1:34.814	1:36.280
	10	1:35.458	1:35.213	1:35.711	1:36.744						
28	Rhett PAYNE	1:48.787	1:38.197	1:37.554	1:38.806	1:38.784	1:39.521	1:39.780	1:39.654	1:39.250	1:37.674
	10	1:41.336	1:42.187	1:38.942							
33	Gregory STEER	1:45.498	1:37.659	1:38.926	1:39.739	1:39.510	1:42.582	1:40.652	1:41.075	1:40.754	1:44.015
	10	1:42.040	1:41.939	1:40.547							
53	Jonathon STOECKEL	1:44.242	1:34.764	1:33.050	1:34.913	1:34.417	1:33.872	1:34.199	1:33.958	1:35.218	1:50.259
56	James WINSLOW	1:41.173	1:32.218	1:32.383	1:30.772	1:30.816	1:30.521	1:30.919	1:31.560	1:31.017	1:31.190
	10	1:30.815	1:30.709	1:30.928	1:31.140						
61	Mark LAUCKE	1:43.927	1:42.394	1:35.800	1:34.931	1:34.725	1:34.697	1:34.240	1:33.771	1:34.371	1:34.796
	10	1:34.614	1:34.337	1:34.250							
81	Craig PERRY	1:45.806	1:37.446	1:39.482	1:39.089	1:35.273	1:33.829	1:34.311			
98	Adam PROCTOR	1:41.102	1:32.341	1:31.339	1:30.520	1:30.580	1:31.092	1:30.666	1:30.515	1:31.039	1:31.178
	10	1:31.059	1:31.279	1:30.562	1:31.226						

Chief Time Keeper - Scott Laing

Clerk of Course - Paul Cansdale



Computime Race Timing Systems Pty Ltd © 1996-2008


Licensed to Computime Race Timing Systems

www.computime.com.au

COMPUTIME RACE TIMING SYSTEMS PTY LTD

9 Timber Lane, Glen Waverley, Vic 3150. Ph : 0418 17 13 17

E-mail : scott@computime.com.au





2012



Round 6 : Phillip Island GP Circuit : August 17 - 19

SPORTS RACER

Race 3

Date: 19/08/12

Event: R16

Started at: 16:39:22

Laps: 20 Min + 1

Lap

Starters: 11

Printed at: 17:04

Weather: Mostly cloudy - Temp: 11.9C

Track: Dry - Temp: 16.0C

PROVISIONAL SPLIT TIMES

Lap	Split 1	Split 2	Split 3	Lap Time	Speed	Lap	Split 1	Split 2	Split 3	Lap Time	Speed
2 Michael SHAW (DNF)						33 Gregory STEER (7th)					
1	39.210	38.019	26.029	1:43.258	185	1	40.312	38.783	26.403	1:45.498	182
2	29.895	37.114	26.007	1:33.016	239	2	31.990	38.696	26.973	1:37.659	234
3	29.997	36.694	26.189	1:32.880	240	3	33.346	38.598	26.982	1:38.926	226
4	30.095	36.738	26.142	1:32.975	239	4	32.935	39.038	27.766	1:39.739	217
5	30.033	36.688	26.060	1:32.781	239	5	33.224	39.093	27.193	1:39.510	213
6	29.890	36.303	26.038	1:32.231	239	6	34.814	39.717	28.051	1:42.582	227
7	30.114	36.386	26.098	1:32.598	239	7	33.682	39.412	27.558	1:40.652	226
8	30.084	36.583	26.062	1:32.729	239	8	33.677	39.910	27.488	1:41.075	228
9	30.080	36.460	26.044	1:32.584	239	9	33.791	39.580	27.383	1:40.754	227
10	29.893	36.607	25.916	1:32.416	239	10	33.939	40.658	29.418	1:44.015	227
15 Trent HARRISON (3rd)						11	34.580	39.236	28.224	1:42.040	225
1	37.492	38.217	25.768	1:41.477	177	12	34.273	39.426	28.240	1:41.939	224
2	30.304	37.303	25.636	1:33.243	239	13	33.756	39.279	27.512	1:40.547	226
3	29.831	36.869	25.790	1:32.490	240	53 Jonathon STOECKEL (DNF)					
4	29.859	36.471	25.628	1:31.958	240	1	39.186	38.895	26.161	1:44.242	178
5	29.854	36.406	25.774	1:32.034	239	2	31.130	37.291	26.343	1:34.764	235
6	30.070	36.456	25.654	1:32.180	238	3	30.243	36.520	26.287	1:33.050	238
7	29.928	36.691	25.685	1:32.304	239	4	30.956	37.501	26.456	1:34.913	233
8	29.954	36.581	25.712	1:32.247	238	5	30.833	37.285	26.299	1:34.417	235
9	29.873	36.476	25.688	1:32.037	238	6	30.498	37.054	26.320	1:33.872	236
10	29.942	36.394	25.742	1:32.078	238	7	30.445	37.037	26.717	1:34.199	235
11	30.053	36.376	25.772	1:32.201	237	8	30.457	37.067	26.434	1:33.958	234
12	30.043	36.557	25.771	1:32.371	237	9	30.560	37.040	27.618	1:35.218	233
13	30.267	37.159	25.707	1:33.133	238	10	34.098	38.931	37.230	1:50.259	201
14	30.120	36.430	25.783	1:32.333	238	56 James WINSLOW (2nd)					
18 Asher JOHNSTON (4th)						1	37.974	37.244	25.955	1:41.173	170
1	39.399	39.115	25.792	1:44.306	174	2	29.883	36.660	25.675	1:32.218	239
2	30.534	37.357	26.125	1:34.016	237	3	29.979	36.784	25.620	1:32.383	234
3	30.241	36.791	26.542	1:33.574	238	4	29.655	35.682	25.435	1:30.772	239
4	30.998	38.178	26.123	1:35.299	235	5	29.554	35.592	25.670	1:30.816	239
5	30.521	36.820	25.975	1:33.316	241	6	29.580	35.493	25.448	1:30.521	238
6	30.157	36.523	25.868	1:32.548	236	7	29.687	35.626	25.606	1:30.919	238

Chief Time Keeper - Scott Laing

Clerk of Course - Paul Cansdale

Computime Race Timing Systems Pty Ltd © 1996-2008

Licensed to Computime Race Timing Systems

www.computime.com.au

COMPUTIME RACE TIMING SYSTEMS PTY LTD

9 Timber Lane, Glen Waverley, Vic 3150. Ph : 0418 17 13 17

E-mail : scott@computime.com.au





2012



Round 6 : Phillip Island GP Circuit : August 17 - 19

SPORTS RACER

Race 3

Date: 19/08/12

Event: R16

Started at: 16:39:22

Laps: 20 Min + 1

Lap

Starters: 11

Printed at: 17:04

Weather: Mostly cloudy - Temp: 11.9C

Track: Dry - Temp: 16.0C

PROVISIONAL SPLIT TIMES

Lap	Split 1	Split 2	Split 3	Lap Time	Speed	Lap	Split 1	Split 2	Split 3	Lap Time	Speed
7	30.339	36.638	<u>25.772</u>	1:32.749	236	8	29.564	35.634	26.362	1:31.560	238
8	30.837	36.594	25.787	1:33.218	236	9	29.665	35.768	25.584	1:31.017	237
9	<u>29.936</u>	<u>36.327</u>	25.858	<u>1:32.121</u>	235	10	29.644	35.544	26.002	1:31.190	238
10	30.212	36.949	25.987	1:33.148	236	11	29.645	35.577	25.593	1:30.815	238
11	31.456	36.839	26.071	1:34.366	236	12	29.568	35.641	25.500	1:30.709	238
12	30.414	36.806	25.883	1:33.103	235	13	<u>29.518</u>	35.674	25.736	1:30.928	239
13	30.141	36.426	26.307	1:32.874	235	14	29.646	35.699	25.795	1:31.140	239
14	30.507	36.665	25.883	1:33.055	235						

27 Darren BARLOW (5th)

1	41.629	38.631	26.315	1:46.575	178
2	31.469	39.052	26.426	1:36.947	247
3	31.090	37.818	26.339	1:35.247	244
4	31.320	37.975	26.100	1:35.395	241
5	31.060	38.104	26.158	1:35.322	241
6	31.110	37.763	26.211	1:35.084	239
7	31.373	<u>37.695</u>	26.013	1:35.081	239
8	31.161	38.304	<u>26.007</u>	1:35.472	240
9	<u>31.038</u>	37.757	26.019	<u>1:34.814</u>	243
10	31.090	37.930	27.260	1:36.280	241
11	31.117	37.939	26.402	1:35.458	238
12	31.208	37.851	26.154	1:35.213	241
13	31.310	37.911	26.490	1:35.711	240
14	31.217	38.877	26.650	1:36.744	240

61 Mark LAUCKE (DNF)

1	39.643	38.156	<u>26.128</u>	1:43.927	174
2	30.396	37.561	34.437	1:42.394	234
3	31.088	38.115	26.597	1:35.800	235
4	30.870	37.698	26.363	1:34.931	233
5	30.681	37.863	26.181	1:34.725	233
6	30.658	37.654	26.385	1:34.697	235
7	30.657	37.367	26.216	1:34.240	234
8	<u>30.254</u>	<u>37.271</u>	26.246	<u>1:33.771</u>	234
9	30.663	37.464	26.244	1:34.371	232
10	30.925	37.459	26.412	1:34.796	232
11	30.770	37.666	26.178	1:34.614	233
12	30.579	37.417	26.341	1:34.337	232
13	30.448	37.407	26.395	1:34.250	233

28 Rhett PAYNE (6th)

1	41.364	40.303	<u>27.120</u>	1:48.787	184
2	31.701	38.966	27.530	1:38.197	231
3	<u>31.562</u>	<u>38.766</u>	27.226	<u>1:37.554</u>	231
4	31.683	39.899	27.224	1:38.806	230
5	32.107	39.471	27.206	1:38.784	229
6	33.014	39.127	27.380	1:39.521	228
7	31.992	40.188	27.600	1:39.780	226
8	31.961	39.902	27.791	1:39.654	225
9	32.225	39.749	27.276	1:39.250	225

81 Craig PERRY (DNF)

1	40.588	38.876	26.342	1:45.806	180
2	31.903	38.883	26.660	1:37.446	238
3	33.504	39.196	26.782	1:39.482	216
4	32.397	39.187	27.505	1:39.089	232
5	31.770	37.287	26.216	1:35.273	227
6	<u>30.935</u>	<u>36.804</u>	<u>26.090</u>	<u>1:33.829</u>	230
7	31.093	36.875	26.343	1:34.311	230

98 Adam PROCTOR (1st)

1	37.559	37.838	25.705	1:41.102	177
2	29.669	37.389	25.283	1:32.341	240

Scott Laing

Chief Time Keeper - Scott Laing

Paul Cansdale

Clerk of Course - Paul Cansdale



Computime Race Timing Systems Pty Ltd © 1996-2008

Licensed to Computime Race Timing Systems

www.computime.com.au

COMPUTIME RACE TIMING SYSTEMS PTY LTD

9 Timber Lane, Glen Waverley, Vic 3150. Ph : 0418 17 13 17

E-mail : scott@computime.com.au





2012



Round 6 : Phillip Island GP Circuit : August 17 - 19

SPORTS RACER

Race 3

Date: 19/08/12

Event: R16

Started at: 16:39:22

Laps: 20 Min + 1

Lap

Starters: 11

Printed at: 17:04

Weather: Mostly cloudy - Temp: 11.9C

Track: Dry - Temp: 16.0C

PROVISIONAL SPLIT TIMES

Lap	Split 1	Split 2	Split 3	Lap Time	Speed	Lap	Split 1	Split 2	Split 3	Lap Time	Speed
10	31.649	38.798	27.227	1:37.674	226	3	29.663	36.297	25.379	1:31.339	242
11	32.611	40.918	27.807	1:41.336	226	4	29.430	35.706	25.384	1:30.520	243
12	33.392	40.386	28.409	1:42.187	225	5	29.422	35.917	25.241	1:30.580	243
13	32.073	39.043	27.826	1:38.942	225	6	29.694	36.140	25.258	1:31.092	244
						7	29.631	35.746	25.289	1:30.666	244
						8	29.588	35.660	25.267	1:30.515	243
						9	29.724	35.999	25.316	1:31.039	243
						10	29.731	36.054	25.393	1:31.178	244
						11	29.867	35.857	25.335	1:31.059	243
						12	30.020	35.959	25.300	1:31.279	244
						13	29.328	35.926	25.308	1:30.562	244
						14	29.725	36.080	25.421	1:31.226	244

Chief Time Keeper - Scott Laing

Clerk of Course - Paul Cansdale



Computime Race Timing Systems Pty Ltd © 1996-2008


Licensed to Computime Race Timing Systems

www.computime.com.au

COMPUTIME RACE TIMING SYSTEMS PTY LTD

9 Timber Lane, Glen Waverley, Vic 3150. Ph : 0418 17 13 17

E-mail : scott@computime.com.au





2012



Round 6 : Phillip Island GP Circuit : August 17 - 19

SPORTS RACER

Race 3

Date: 19/08/12

Event: R16

Started at: 16:39:22

Laps: 20 Min + 1

Lap

Starters: 11

Printed at: 17:04

Weather: Mostly cloudy - Temp: 11.3

Track: Dry - Temp: 16.0C

PROVISIONAL FASTEST LAPS SEQUENCE

Lap	Race Pos	No	Name	Machine	Fastest Lap	On Lap
1	1	98	Adam PROCTOR	Stohr Suzuki GSXR	1:41.102	1
2	1	56	James WINSLOW	West Kawasaki ZX10	1:32.218	2
3	1	98	Adam PROCTOR	Stohr Suzuki GSXR	1:31.339	3
4	1	98	Adam PROCTOR	Stohr Suzuki GSXR	1:30.520	4
8	1	98	Adam PROCTOR	Stohr Suzuki GSXR	1:30.515	8

Chief Time Keeper - Scott Laing

Clerk of Course - Paul Cansdale



Computime Race Timing Systems Pty Ltd © 1996-2008


Licensed to Computime Race Timing Systems

www.computime.com.au

COMPUTIME RACE TIMING SYSTEMS PTY LTD

9 Timber Lane, Glen Waverley, Vic 3150. Ph : 0418 17 13 17

E-mail : scott@computime.com.au





Round 6 : Phillip Island GP Circuit : August 17 - 19

SPORTS RACER

Race 3

Date: 19/08/12

Event: R16

Started at: 16:39:22

Laps: 20 Min + 1

Lap

Starters: 11

Printed at: 17:04

Weather: Mostly cloudy - Temp: 11.9C

Track: Dry - Temp: 16.0C

PROVISIONAL LAP SHEET

Lap 1		Lap 2		Lap 3		Lap 4		Lap 5		Lap 6		Lap 7		Lap 8	
1:41.102	98	3:13.391	56	4:44.782	98	6:15.302	98	7:45.882	98	9:16.974	98	10:47.640	98	12:18.155	98
-0.71	56	-0.52	98	-0.92	56	-1.244	56	-1.480	56	-0.909	56	-1.162	56	-2.207	56
-0.375	15	-1.329	15	-2.428	15	-3.866	15	-5.320	15	-6.408	15	-8.046	15	-9.778	15
-2.156	2	-2.883	2	-4.372	2	-6.827	2	-9.028	2	-10.167	2	-12.099	2	-14.313	2
-2.825	61	-4.931	18	-7.114	18	-11.667	53	-14.629	18	-16.085	18	-18.168	18	-20.871	18
-3.140	53	-5.615	53	-7.274	53	-11.893	18	-15.504	53	-18.284	53	-21.817	53	-25.260	53
-3.204	18	-9.766	33	-13.987	27	-18.862	27	-23.604	27	-27.596	27	-32.011	27	-36.330	61
-4.396	33	-9.861	81	-17.301	33	-21.750	61	-25.895	61	-29.500	61	-33.074	61	-36.968	27
-4.704	81	-10.131	27	-17.339	61	-26.520	33	-31.214	81	-33.951	81	-37.596	81	-1:02.928	28
-5.473	27	-12.930	61	-17.952	81	-26.521	81	-35.450	33	-44.675	28	-53.789	28	-1:07.486	33
-7.685	28	-13.593	28	-19.756	28	-28.042	28	-36.246	28	-46.940	33	-56.926	33		

Scott Laing

Chief Time Keeper - Scott Laing

Paul Cansdale

Clerk of Course - Paul Cansdale



Computime Race Timing Systems Pty Ltd © 1996-2008


Licensed to Computime Race Timing Systems

www.computime.com.au

COMPUTIME RACE TIMING SYSTEMS PTY LTD

9 Timber Lane, Glen Waverley, Vic 3150. Ph : 0418 17 13 17

E-mail : scott@computime.com.au





2012



Round 6 : Phillip Island GP Circuit : August 17 - 19

SPORTS RACER

Race 3

Date: 19/08/12

Event: R16

Started at: 16:39:22

Laps: 20 Min + 1

Lap

Starters: 11

Printed at: 17:04

Weather: Mostly cloudy - Temp: 11.9C

Track: Dry - Temp: 16.0C

PROVISIONAL LAP SHEET

Lap 9		Lap 10		Lap 11		Lap 12		Lap 13		Lap 14	
13:49.194	98	15:20.372	98	16:51.431	98	18:22.710	98	19:53.272	98	21:24.498	98
-2.185	56	-2.197	56	-1.953	56	-1.383	56	-1.749	56	-1.663	56
-10.776	15	-11.676	15	-12.818	15	1 lap	33	1 lap	28	1 lap	28
-15.858	2	-17.096	2	-27.230	18	-13.910	15	-16.481	15	-17.588	15
-21.953	18	-23.923	18	-46.835	61	-29.054	18	1 lap	33	1 lap	33
-29.439	53	-43.280	61	-50.244	27	-49.893	61	-31.366	18	-33.195	18
-39.662	61	-45.845	27	-1:27.912	28	-54.178	27	-53.581	61	-1:04.845	27
-40.743	27	-48.520	53					-59.327	27		
-1:11.139	28	-1:17.635	28								
-1:17.201	33	-1:30.038	33								

Chief Time Keeper - Scott Laing

Clerk of Course - Paul Cansdale



Computime Race Timing Systems Pty Ltd © 1996-2008


Licensed to Computime Race Timing Systems

www.computime.com.au

COMPUTIME RACE TIMING SYSTEMS PTY LTD

9 Timber Lane, Glen Waverley, Vic 3150. Ph : 0418 17 13 17

E-mail : scott@computime.com.au





2012



Round 6 : Phillip Island GP Circuit : August 17 - 19

SPORTS RACER

Race 3

Date: 19/08/12

Event: R16

Started at: 16:39:22

Laps: 20 Min + 1

Lap

Starters: 11

Printed at: 17:04

Weather: Mostly cloudy - Temp: 11.9C

Track: Dry - Temp: 16.0C

PROVISIONAL LAP CHART

Grid	1	2	3	4	5	6	7	8	9	10	11	12	13	14
56	98	56	98	98	98	98	98	98	98	98	98	98	98	98
98	56	98	56	56	56	56	56	56	56	56	56	56	56	56
18	15	15	15	15	15	15	15	15	15	15	15	15	15	15
15	2	2	2	2	2	2	2	2	2	2	18	18	18	18
61	61	18	18	53	18	18	18	18	18	18	61	61	61	27
53	53	53	53	18	53	53	53	53	53	61	27	27	27	
27	18	33	27	27	27	27	27	61	61	27	28	28	28	
81	33	81	33	61	61	61	61	27	27	53	33	33	33	
33	81	27	61	33	81	81	81	28	28	28				
2	27	61	81	81	33	28	28	33	33	33				
66	28	28	28	28	28	33	33							
8														
28														

Chief Time Keeper - Scott Laing

Clerk of Course - Paul Cansdale



Computime Race Timing Systems Pty Ltd © 1996-2008


Licensed to Computime Race Timing Systems

www.computime.com.au

COMPUTIME RACE TIMING SYSTEMS PTY LTD

9 Timber Lane, Glen Waverley, Vic 3150. Ph : 0418 17 13 17

E-mail : scott@computime.com.au





Round 6 : Phillip Island GP Circuit : August 17 - 19

**SPORTS RACER
PROVISIONAL ROUND POINTS**

SPORTS RACER - CLASS 1

Pos	No	Name	Race 1	Race 2	Race 3	Total
1	98	Adam PROCTOR	38	35	38	111
2	56	James WINSLOW	33	38	35	106
3	18	Asher JOHNSTON	30	33	33	96
4	27	Darren BARLOW	32	30	32	94
5	33	Gregory STEER	27	28	30	85
6	61	Mark LAUCKE	31	32	0	63
7	2	Michael SHAW	35	27	0	62
8	28	Rhett PAYNE	29	0	31	60
9	53	Jonathon STOECKEL	28	31	0	59
10	81	Craig PERRY	0	29	0	29

SPORTS RACER - CLASS 2

Pos	No	Name	Race 1	Race 2	Race 3	Total
1	15	Trent HARRISON	0	38	38	76
2	66	Aaron STEER	38	0	0	38

Scott Laing

Chief Time Keeper - Scott Laing

Paul Cansdale

Clerk of Course - Paul Cansdale



Computime Race Timing Systems Pty Ltd © 1996-2008

Licensed to Computime Race Timing Systems

www.computime.com.au

COMPUTIME RACE TIMING SYSTEMS PTY LTD

9 Timber Lane, Glen Waverley, Vic 3150. Ph : 0418 17 13 17

E-mail : scott@computime.com.au

